

Learn Easy Guitar Tabs

First Songs
For
Guitar Kids
BOOK
ONE **1**

Compiled by
Taura Eruera
THE GUITAR TEACHER

First Songs for Guitar Kids Book One
By Taura Eruera

ISBN 1-877321-49-4

© 2007 All Rights Reserved

Co-Published by The Guitar Teacher and Learn Easy Guitar
<http://www.guitarteacher.net.nz> and <http://www.learneasyguitar.com>

All Publishing Enquiries To
Taura Eruera 7 Browning Street Grey Lynn Auckland New Zealand ph 649-378-6666
taura@connected.net.nz

Table of Contents

Introduction	4
This Book Is For Parents As Well As Child	5
How Your Child Will Play These Songs	6
The Guitar Philosophy Behind The Book	7
Tuning	8
It's Raining It's Pouring	11
Mary Had A Little Lamb	12
Lightly Row	14
This Old Man	16
Brother John	18
Twinkle Twinkle Little Star	20
London Bridge	22
Row Row Your Boat	23
May Song	24
Song of the Wind	26
Kookaburra Sits On The Old Gum Tree	28
Baa Baa Black Sheep	29
Three Blind Mice	30
O Come Little Children	32
Go Tell Aunt Rhody	34
 Appendices	
Student Song Playing Progress	36
Song Notes For Teacher	38

Introduction

This book of songs has been compiled for children who are studying guitar with The Guitar Teacher, Taura Eruera.

The songs in this book are formatted for children between 7 and 12 years.

The main purpose of this book is to strengthen children's command of melody.

It is quite common for people to be introduced to guitar as a chordal instrument.

In this approach people are taught chords first with the idea that the student can sing along as they play.

The Guitar Teacher prefers to introduce children to guitar firstly as a melody instrument.

Rather than play chords to start with, children learn melody first.

This has many benefits.

Playing one note at a time is easier for new and young fingers is easier than playing chords with many fingers. This means they can play recognizable songs quicker.

Which gives them an experience of success. And momentum.

Why melody is easier than chords to play is that you only need one fingertip to play melody.

But the musical reason for learning melody is even stronger.

Melody teaches the young ear to hear music. To hear melody lines. To feel phrases. To feel time. To feel rhythm. To feel interval. To feel contour. To feel shape.

Melody is also the skeleton that chords are built on. Knowing the melody of a tune makes chordal playing more informed—rather than hit and miss—for your child.

Too much chord playing trains your child's hand, to be like a concrete block that gets lugged from one chord to another. A chord is also several simultaneous melodies.

And your child's melodically trained fingers play that kind of chord beautifully.

Melody provides your child with a powerful foundation that lasts your child's lifetime—whether they take the instrument seriously or casually in later life.

Any successful musician will tell you the importance of simple melody.

This Book Is For Parents As Well As Child

Even though this book is intended for your child, it is not presented as a child's book.

Pictures and engaging illustrations are clearly absent from this book.

(This is one of the limitations of home publishing by a guitar player who doesn't draw, knows little about color and probably less about photography)

So while this book is *ultimately* for your child, in the short term, it is not for your child.

This book is for you.

The parent.

To help you sit with your child, while they play the melodies. To give you an active role in your child's guitar experience.

Your key tasks are these:

1. To help your child play these songs by *memory*, by *ear*, *without* looking at the book
2. To help your child learn only **one small chunk at a time**.

These are not as easy as they sound.

On the first matter, I do not want your child to **need to read** the music in order to play anything.

This book is not a television set. This book is a set of instruction that your child has to **get off the paper and into their brain** as soon as they are able.

When the instructions are clearly in their brain, and clearly learnt by their motor system, then they will play by memory.

Getting your child to the stage—where they no longer need the book--- is the purpose of this book.

On the second matter, getting children to learn only one small chunk at a time is no small task.

Defining this process, and helping your child get good and comfortable with it, is something that you and I will continually monitor as parent and teacher respectively.

How Your Child Will Play These Songs

Your child will be focusing on developing their melody playing and appreciation skills.

The initial focus is on developing essential skills in both hands, one hand at a time.

The plucking or picking hand has to be able to *stroke* the string cleanly and clearly.

The fretting hand has to be able to *fret* a note cleanly, every time.

Both hands have to be able to *stroke* and *fret* each note, cleanly together, on any note on the guitar.

This simple description belies many challenges your child faces on a note-by-note basis.

With that said, your child will **fret** melodies in this book as follows:

First time: with **fretting finger one** only

Second time: with **fretting finger two** only

Third time: with **fretting finger three** only

Fourth time: with **fretting finger four** only

Fifth time: with **all four fretting fingers**

Will your child be playing this book all the way through five times before going onto another?

No. But as they learn a new song, they will review the previous song with another finger.

For example: when they know four songs, they will be playing their first song with fretting finger four; their second with fretting finger three; their third with fretting finger two, and their fourth with fretting finger one.

The picking hand is very different from the fretting hand and is more susceptible to your child's predisposition than the fretting hand.

So predicting how and when your child will play a specific way with their picking hand, is much more difficult. Nevertheless, your child will employ the following techniques:

Thumb Rest Stroke

Index Rest Stroke

Middle Finger Rest Stroke

Ring Finger Rest Stroke

Alternating Index-Middle Finger Rest Strokes

Alternating Index-Middle Finger Free Strokes

Your child will also learn flat picking techniques (for popular non-fingerpicking guitar styles)

You will learn the detail of these strokes on a need-to-know basis, as we progress.

The Guitar Philosophy behind this book

The purpose of this book is to give your child encouraging musical experiences with the guitar as soon as physically possible.

Teaching ones body to pay the guitar is a complex process.

The Easy Guitar philosophy of this book recognizes this. And recognizes that the key to children's progress is to reduce the complexity as much as possible.

Training one's muscles is the source of most of the complexity.

Standard training requires the child to adjust to the guitar. Easy Guitar turns that around and asks the guitar to adapt to the child.

Standard training requires the child to play music in several different keys. Easy Guitar requires your child to play in one key.

This minimizes the physical challenges your child faces and maximizes the ease with which your child learns to play and remember melodies by ear.

That is a major benefit to your child.

Standard tuning requires your child to play chords with several fingers immediately. Easy guitar requires your child to use only one finger to play a chord.

That is one huge advantage for the new child guitar player.

Knowledge of note names by your child is not required either. That can come after your child has some melody successes.

These advantages really benefit your child as, either, a solo player, who plays on their own or plays with other Easy Guitar players.

When your child knows how to play melodies on their guitar, they will learn to play melody and chords together. Then they can play a complete arrangement.

When they learn chords they will learn note names.

When they learn chords and note names, they will be able to strum along with their friends who learn standard---rather than easy---guitar.

When your child decides to play standard guitar, they will have a stronger guitar foundation (and far fewer unhelpful habits) than those who started standard guitar, without learning Easy Guitar.

Tuning

This book uses the DADDAD or Easy Guitar Tuning. This tuning makes it easy for guitar players to play songs---either melodies by themselves or melody and chords together---easier and sooner than the standard EADGBE tuning allows.

Your guitar has 6 strings numbered from the thinnest string, number 1, through to the fattest string, number 6.

Running at right angles to the strings on the fretboard are wire things called frets.

To tune your guitar you need to know

- string numbers and fret numbers.
- the correct string-tuning peg relationship
- how to locate each tuning peg (without looking)
- which way you need to turn each peg to make the sound go up or down
- whether one sound is in or out of tune (by ear)
- how to hear an octave (The first two notes of Somewhere Over The Rainbow)
- how to hear a unison (like when you tune strings 40 = 30)
- which way to turn a peg to bring a string in tune
- how much turning is required for a string to be tuned

This part on tuning describes just the tuning relationships between each string.

Six steps to tuning your guitar to the easy guitar tuning

Step One Tune your 5th A string to A 440, tuning fork, pitch pipe, electronic tuner or <http://www.onlinetuningfork.com/>

Step Two Tune 55 = 40 55 means string 5 fret 5

40 means string four, open-no fret

Step Three Tune 40 = 60 8vb 40 means string four, open-no fret

60 means string six, open-no fret

8vb means one octave lower

Step Four Tune 40 = 10 8va 40 means string four, open-no fret

10 means string one, open-no fret

8va means one octave higher

Step Five Tune 50 = 20 8vb 50 means string five, open-no fret

20 means string two, open-no fret

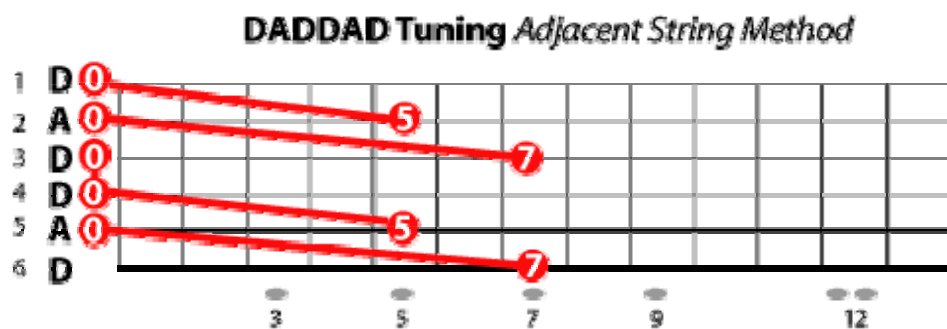
8vb means one octave higher

Step Six Tune 40 = 30 unison 40 means string four, open-no fret

30 means string three, open-no fret

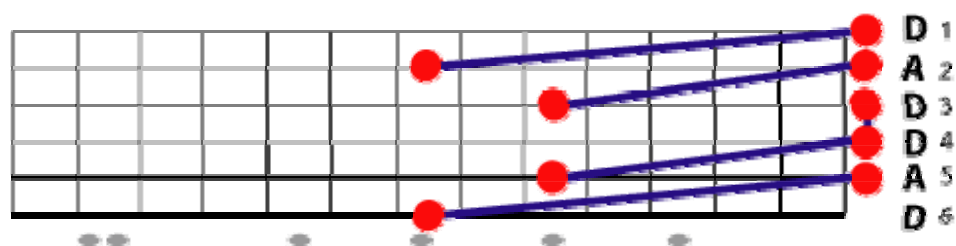
unison means at the same pitch

The tuning method is illustrated in the following diagrams.

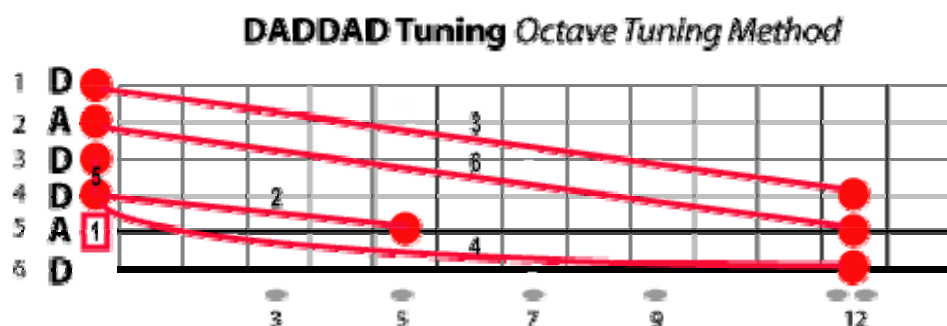


The methods above and below are exactly the same.

Some find the top diagram easier to read and others, the lower.



This method won't be discussed here but is included as a resource to discuss with your child's guitar teacher.



Tuning Skills

These skills can take some time to learn. Another benefit of Easy Guitar is you're your child's guitar does not have to be perfectly tuned to practice. This is because there are a lot of one-string melodies in this book that they can play.

As they hear the melodies better, they are improving their tuning ability.

If you are not able to tune the guitar yourself your teacher can do so for you. Or you can use an electronic tuner.

Notes

It's Raining It's Pouring

0

1D	-----9--	---7---4---9---7---4-----5---
2A	-----	-----
3D	-----	-----
4D	-----	-----
5A	-----	-----
6D	-----	-----

It's rain-ing its pour-ing The

2

1D	-----7---4---9---7---4-----5---
2A	-----
3D	-----
4D	-----
5A	-----
6D	-----

Old Man Is Snor-ing He

3

1D	---7---7--4---9---7---7---4---5---
2A	-----
3D	-----
4D	-----
5A	-----
6D	-----

Went to bed and bumped his head And

4

1D	---7---7---7---4---9---9---7---4---
2A	-----
3D	-----
4D	-----
5A	-----
6D	-----

Could-n't get up in the mor-ning

Mary Had A Little Lamb

1

1D	---	4---	2---	0---	2---	---	4---	4---	4---	---
2A	-----									
3D	-----									
4D	-----									
5A	-----									
6D	-----									

Ma- ry had a lit-tle lamb

3

1D	---	2---	2---	2---	---	---	4---	7---	7---	---
2A	-----									
3D	-----									
4D	-----									
5A	-----									
6D	-----									

lit-tle lamb lit-tle lamb

5

1D	---	4---	2---	0---	2---	---	4---	4---	4---	---
2A	-----									
3D	-----									
4D	-----									
5A	-----									
6D	-----									

Ma- ry had a lit-tle lamb

7

1D	---	0---	2---	2---	---	---	4---	2---	0---	2---
2A	-----									
3D	-----									
4D	-----									
5A	-----									
6D	-----									

It's fleece was white as snow and

Mary Had A Little lamb

Mary had a little lamb,
little lamb, little lamb
Mary had a little lamb,
It's fleece was white as snow

Everywhere that Mary went
Mary went, Mary went
Everywhere that Mary went
the lamb was sure to go it

followed her to school one day
School one day, school one day
It followed her to school one day
Which was against the rules.

It made the children laugh and play,
Laugh and play, laugh and play,
It made the children laugh and play
To see a lamb at school

And so the teacher turned it out,
Turned it out, turned it out,
And so the teacher turned it out,
But still it lingered near

And waited patiently about,
Patiently about, patiently about,
And waited patiently about
Till Mary did appear

"Why does the lamb love Mary so?"
Love Mary so? Love Mary so?
"Why does the lamb love Mary so?"
The eager children cry

"Why, Mary loves the lamb, you know."
Loves the lamb, you know, loves the lamb, you know
"Why, Mary loves the lamb, you know."
The teacher did reply

Lightly Row

1

1D	----	7--4--4-----	----	5--2--2-----
2A	-----	-----	-----	-----
3D	-----	-----	-----	-----
4D	-----	-----	-----	-----
5A	-----	-----	-----	-----
6D	-----	-----	-----	-----

do bo bu do bo bu

3

1D	--0---	2---4---5---	---	7---7--7-----
2A	-----	-----	-----	-----
3D	-----	-----	-----	-----
4D	-----	-----	-----	-----
5A	-----	-----	-----	-----
6D	-----	-----	-----	-----

do bo do bo do bo bu

5

1D	--7---	4---4---4---	---	5---2---2---2--
2A	-----	-----	-----	-----
3D	-----	-----	-----	-----
4D	-----	-----	-----	-----
5A	-----	-----	-----	-----
6D	-----	-----	-----	-----

do bo do bo do bo do bo

7

1D	--0---	4---7---7---	---	4---4---4-----
2A	-----	-----	-----	-----
3D	-----	-----	-----	-----
4D	-----	-----	-----	-----
5A	-----	-----	-----	-----
6D	-----	-----	-----	-----

do bo do bo do bo bu

9

1D	--2---2---2---2--- --2---4---5-----
2A	----- -----
3D	----- -----
4D	----- -----
5A	----- -----
6D	----- -----

do bo do bo do bo bu

11

1D	--4---4---4---4--- --4---5---7-----
2A	----- -----
3D	----- -----
4D	----- -----
5A	----- -----
6D	----- -----

do bo do bo do bo bu

13

1D	--7---4---4---4--- --5---2---2---2---
2A	----- -----
3D	----- -----
4D	----- -----
5A	----- -----
6D	----- -----

do bo do bo do bo do bo

15

1D	--0---4---7---7--- --4---4---4-----
2A	----- -----
3D	----- -----
4D	----- -----
5A	----- -----
6D	----- -----

do bo do bo do bo bu

This Old Man

1

1D	---	7---	4---	---	7-----	---	7---	4---	---	7-----	
2A	-----	-----	-----	-----	-----	-----	-----	-----	-----	-----	
3D	-----	-----	-----	-----	-----	-----	-----	-----	-----	-----	
4D	-----	-----	-----	-----	-----	-----	-----	-----	-----	-----	
5A	-----	-----	-----	-----	-----	-----	-----	-----	-----	-----	
6D	-----	-----	-----	-----	-----	-----	-----	-----	-----	-----	

This old man He played one

3

1D	---	9---	7---	---	5-----	4---	---	2---	4---	---	5-----	4---	5---	
2A	-----	-----	-----	-----	-----	-----	-----	-----	-----	-----	-----	-----	-----	
3D	-----	-----	-----	-----	-----	-----	-----	-----	-----	-----	-----	-----	-----	
4D	-----	-----	-----	-----	-----	-----	-----	-----	-----	-----	-----	-----	-----	
5A	-----	-----	-----	-----	-----	-----	-----	-----	-----	-----	-----	-----	-----	
6D	-----	-----	-----	-----	-----	-----	-----	-----	-----	-----	-----	-----	-----	

He played knick knack on my drum with a

5

1D	---	7-----	0---	---	0---	0---	0---	---	0---	2---	4---	5---	---	7---	
2A	-----	-----	-----	-----	-----	-----	-----	-----	-----	-----	-----	-----	-----	-----	
3D	-----	-----	-----	-----	-----	-----	-----	-----	-----	-----	-----	-----	-----	-----	
4D	-----	-----	-----	-----	-----	-----	-----	-----	-----	-----	-----	-----	-----	-----	
5A	-----	-----	-----	-----	-----	-----	-----	-----	-----	-----	-----	-----	-----	-----	
6D	-----	-----	-----	-----	-----	-----	-----	-----	-----	-----	-----	-----	-----	-----	

Knick Knack Pad-dy Whack Give A Dog A Bone

7

1D	---	7---	2---	---	2---	5---	---	4---	2---	---	0-----	
2A	-----	-----	-----	-----	-----	-----	-----	-----	-----	-----	-----	
3D	-----	-----	-----	-----	-----	-----	-----	-----	-----	-----	-----	
4D	-----	-----	-----	-----	-----	-----	-----	-----	-----	-----	-----	
5A	-----	-----	-----	-----	-----	-----	-----	-----	-----	-----	-----	
6D	-----	-----	-----	-----	-----	-----	-----	-----	-----	-----	-----	

This Old Man Came Rol-ling Home

This Old Man

This old man, he played one
He played knick-knack on my drum
With a knick-knack paddywhack, give a dog a bone
This old man came rolling home

This old man, he played two
He played knick-knack on my shoe
With a knick-knack paddywhack, give a dog a bone
This old man came rolling home

This old man, he played three
He played knick-knack on my knee
With a knick-knack paddywhack, give a dog a bone
This old man came rolling home

This old man, he played four
He played knick-knack on my door
With a knick-knack paddywhack, give a dog a bone
This old man came rolling home

This old man, he played five
He played knick-knack on my hive
With a knick-knack paddywhack, give a dog a bone
This old man came rolling home

This old man, he played six
He played knick-knack on my sticks
With a knick-knack paddywhack, give a dog a bone
This old man came rolling home

This old man, he played seven
He played knick-knack up in heaven
With a knick-knack paddywhack, give a dog a bone
This old man came rolling home

This old man, he played eight
He played knick-knack on my gate
With a knick-knack paddywhack, give a dog a bone
This old man came rolling home

This old man, he played nine
He played knick-knack on my spine
With a knick-knack paddywhack, give a dog a bone
This old man came rolling home

This old man, he played ten
He played knick-knack on my hen
With a knick-knack paddywhack, give a dog a bone
This old man came rolling home

Brother John

1

1D	---0--2-- --4---0-- ---0---2-- --4---0---
2A	----- ----- ----- -----
3D	----- ----- ----- -----
4D	----- ----- ----- -----
5A	----- ----- ----- -----
6D	----- ----- ----- -----

Are You Sleep-ing? Are You Sleep-ing?

5

1D	---4---5-- --7----- ---4--5-- --7-----
2A	----- ----- ----- -----
3D	----- ----- ----- -----
4D	----- ----- ----- -----
5A	----- ----- ----- -----
6D	----- ----- ----- -----

Bro-ther John Bro-ther John

9

1D	---7--9-- ---7---5--- --4--- --0-----
2A	----- ----- ----- -----
3D	----- ----- ----- -----
4D	----- ----- ----- -----
5A	----- ----- ----- -----
6D	----- ----- ----- -----

Mor-ning Bells-Are Ring- ing

13

1D	---7--9--	---7---5--	--4----	--0-----
2A	-----	-----	-----	-----
3D	-----	-----	-----	-----
4D	-----	-----	-----	-----
5A	-----	-----	-----	-----
6D	-----	-----	-----	-----

Mor-ning Bells-Are Ring- ing

17

1D	---0-----	--0-----	--0-----	--0-----
2A	-----0--	--0-----	-----0--	-----
3D	-----	-----	-----	-----
4D	-----	-----	-----	-----
5A	-----	-----	-----	-----
6D	-----	-----	-----	-----

Ding Ding Dong Ding Ding Dong

Twinkle Twinkle Little Star

1	1D	---0--0-- --7--7-- --9--9-- --7-----
	2A	----- ----- ----- -----
	3D	----- ----- ----- -----
	4D	----- ----- ----- -----
	5A	----- ----- ----- -----
	6D	----- ----- ----- -----

Twin-kle Twin-kle Lit-tle Star

5	1D	---5--5-- --4--4-- --2---2- --0-----
	2A	----- ----- ----- -----
	3D	----- ----- ----- -----
	4D	----- ----- ----- -----
	5A	----- ----- ----- -----
	6D	----- ----- ----- -----

How-I ...won-der what-you are

9	1D	---7--7-- --5---5-- --4--4-- --2-----
	2A	----- ----- ----- -----
	3D	----- ----- ----- -----
	4D	----- ----- ----- -----
	5A	----- ----- ----- -----
	6D	----- ----- ----- -----

Up a- bove the world so high

13	1D	---7--7-- --5---5-- --4--4-- --2-----
	2A	----- ----- ----- -----
	3D	----- ----- ----- -----
	4D	----- ----- ----- -----
	5A	----- ----- ----- -----
	6D	----- ----- ----- -----

Like a dia-mond in the sky

17	1D	---0--0-- --7--7-- --9--9-- --7-----
	2A	----- ----- ----- -----
	3D	----- ----- ----- -----
	4D	----- ----- ----- -----
	5A	----- ----- ----- -----
	6D	----- ----- ----- -----

Twin-kle Twin-kle Lit-tle Star

21	1D	---5--5-- --4--4-- --2---2- --0-----
	2A	----- ----- ----- -----
	3D	----- ----- ----- -----
	4D	----- ----- ----- -----
	5A	----- ----- ----- -----
	6D	----- ----- ----- -----

How-I ...won-der what-you are

London Bridge

1	1D	--7--9--7-----5--	--4--5-----7-----
	2A	-----	-----
	3D	-----	-----
	4D	-----	-----
	5A	-----	-----
	6D	-----	-----

Lon-don bridge is fal-ling down,
Build it up with wood and clay

3	1D	--2--4--5-----	--4--5-----7-----
	2A	-----	-----
	3D	-----	-----
	4D	-----	-----
	5A	-----	-----
	6D	-----	-----

Fall-ing down, fal-ling down,
Wood and clay wood and clay

5	1D	--7--9--7-----5--	--4--5-----7-----
	2A	-----	-----
	3D	-----	-----
	4D	-----	-----
	5A	-----	-----
	6D	-----	-----

Lon-don bridge is fal-ling down,
Build it up with wood and clay

7	1D	---2-----7-----	---4--0-----0-----
	2A	-----	-----
	3D	-----	-----
	4D	-----	-----
	5A	-----	-----
	6D	-----	-----

My fair la-dy.
My fair la-dy.

Row, Row, Row Your Boat

1

1D	---0---0-- --0---2---4---
2A	----- -----
3D	----- -----
4D	----- -----
5A	----- -----
6D	----- -----

Row, row, row your boat

5

1D	--4---2---4---5-- --7-----
2A	----- -----
3D	----- -----
4D	----- -----
5A	----- -----
6D	----- -----

Gent-ly down the stream

9

1D	-12--12-12---7--7--7-- --4---4--4---0--0---0--
2A	----- -----
3D	----- -----
4D	----- -----
5A	----- -----
6D	----- -----

Mer-ri-ly, mer-ri-ly, mer-ri-ly, mer-ri-ly,

13

1D	--7---5---4---2--- ---0-----
2A	----- -----
3D	----- -----
4D	----- -----
5A	----- -----
6D	----- -----

Life is but a dream

May Song

1

1D	---	0-----	4--7-12--	---	9--12--9--7-----
2A	-----				
3D	-----				
4D	-----				
5A	-----				
6D	-----				

do a ba do bo do da ba bu

3

1D	---	5-----	7---4--0--	---	2-----0-----
2A	-----				
3D	-----				
4D	-----				
5A	-----				
6D	-----				

do a ba do bo du bu

5

1D	---	7---7---5---5---	---	4--7--4--2----
2A	-----			
3D	-----			
4D	-----			
5A	-----			
6D	-----			

do bo do bo do da ba bu

7

1D	---	7---7---5---5---	---	4--7--4--2----
2A	-----			
3D	-----			
4D	-----			
5A	-----			
6D	-----			

do bo do bo do da ba bu

9

1D	---0-----4--7-12-- --9--12--9--7-----
2A	----- -----
3D	----- -----
4D	----- -----
5A	----- -----
6D	----- -----

do a ba do bo do da ba bu

11

1D	---5-----7---4--0-- ---2-----0-----
2A	----- -----
3D	----- -----
4D	----- -----
5A	----- -----
6D	----- -----

do a ba do bo du bu

Song Of The Wind

1

1D	--0---2---4---5---	---7---7--7---7---
2A	-----	-----
3D	-----	-----
4D	-----	-----
5A	-----	-----
6D	-----	-----

da ba da ba da ba da ba

3

1D	--9---5---12--9---	--7-----
2A	-----	-----
3D	-----	-----
4D	-----	-----
5A	-----	-----
6D	-----	-----

da ba da ba do so

5

1D	--9---5---12--9---	--7-----
2A	-----	-----
3D	-----	-----
4D	-----	-----
5A	-----	-----
6D	-----	-----

da ba da ba do so

7

1D	---7---5---5---5--	--5---4---4---4--
2A	-----	-----
3D	-----	-----
4D	-----	-----
5A	-----	-----
6D	-----	-----

da ba da ba da ba da ba

9

1D	---4---2---2---2-- ---0--4---7-----
2A	----- -----
3D	----- -----
4D	----- -----
5A	----- -----
6D	----- -----

da ba da ba da ba bo

11

1D	---7---5---5---5-- --5---4---4---4--
2A	----- -----
3D	----- -----
4D	----- -----
5A	----- -----
6D	----- -----

da ba da ba da ba da ba

13

1D	---4---2---2---2-- ---0-----
2A	----- -----
3D	----- -----
4D	----- -----
5A	----- -----
6D	----- -----

da ba da ba do so

Kookaburra Sits In The Old Gum Tree

1

1D	--7--7--7--7---9---9--9---7---4---7---4---
2A	-----
3D	-----
4D	-----
5A	-----
6D	-----

Kook-a bur-ra sits in the old gum tree-ee

2

1D	--4--4---4--4---5---5---5---4---0--4--0--
2A	-----
3D	-----
4D	-----
5A	-----
6D	-----

Mer-ry mer-ry king of the bush is he-e

3

1D	---12---9---11-12-9-----7---4---5--7--5---
2A	-----
3D	-----
4D	-----
5A	-----
6D	-----

Laugh Kook-a-bur-ra laugh Kook-a-bur-ra

4

1D	---4---0---0---0---0-----
2A	-----
3D	-----
4D	-----
5A	-----
6D	-----

Gay Your Life Must Be

Baa Baa Black Sheep

1	1D	-0----0----7-----7----	--9---11--12--9--7--
	2A	-----	-----
	3D	-----	-----
	4D	-----	-----
	5A	-----	-----
	6D	-----	-----

Baa, baa, black sheep, Have you an- y wool?

3	1D	---5---5---4---4-----	---2-----2-----0----
	2A	-----	-----
	3D	-----	-----
	4D	-----	-----
	5A	-----	-----
	6D	-----	-----

Yes sir, yes sir, three bags full.

5	1D	-7--7---7---5---5---	---4---4---4---2---0--
	2A	-----	-----
	3D	-----	-----
	4D	-----	-----
	5A	-----	-----
	6D	-----	-----

One for the mas-ter, one for the dame and

7	1D	--7---7--7---5---7---9---5--	---4---2---0---0--
	2A	-----	-----
	3D	-----	-----
	4D	-----	-----
	5A	-----	-----
	6D	-----	-----

one for the lit-tle boy who lives down the lane

Three Blind Mice

1	1D	---4-----2----0----	---4-----2----0-----
	2A	-----	-----
	3D	-----	-----
	4D	-----	-----
	5A	-----	-----
	6D	-----	-----

Three blind mice, Three blind mice

3	1D	--7---5---5----4---	-7---5---5----4---7--
	2A	-----	-----
	3D	-----	-----
	4D	-----	-----
	5A	-----	-----
	6D	-----	-----

See how they run see how they run they

5	1D	-12--12--11--9--11-	--12--7-----7----7--
	2A	-----	-----
	3D	-----	-----
	4D	-----	-----
	5A	-----	-----
	6D	-----	-----

all ran af-ter The far-mer's wife she

7	1D	--12--12--12----11---9----11--
	2A	-----
	3D	-----
	4D	-----
	5A	-----
	6D	-----

cut off their tails With a

8

1D	--12----7----7----7----7---
2A	-----
3D	-----
4D	-----
5A	-----
6D	-----

car- ving knife did you

9

1D	-12--12--11---9--11- --12--7---7----7---5--
2A	----- -----
3D	----- -----
4D	----- -----
5A	----- -----
6D	----- -----

ev- er see Such a sight in your life as

10

1D	----4-----2----0---
2A	-----
3D	-----
4D	-----
5A	-----
6D	-----

three blind mice?

O Come Little Children

1

1D	--7--	:--7-----4--7--	--7-----4--7--
2A	-----	:-----	-----
3D	-----	:-----	-----
4D	-----	:-----	-----
5A	-----	:-----	-----
6D	-----	:-----	-----

ba do da ba do da ba

3

1D	---5-----2--2--	---4-----7--
2A	-----	-----
3D	-----	-----
4D	-----	-----
5A	-----	-----
6D	-----	-----

do da ba do sa ba

5

1D	---7-----4--7--	---7-----4--7--
2A	-----	-----
3D	-----	-----
4D	-----	-----
5A	-----	-----
6D	-----	-----

do da ba do da ba

7

1D	---5-----2--2--	---4-----4--
2A	-----	-----
3D	-----	-----
4D	-----	-----
5A	-----	-----
6D	-----	-----

do da ba do sa ba

9

1D	---2-----2---2--- ---5-----5---5---
2A	----- -----
3D	----- -----
4D	----- -----
5A	----- -----
6D	----- -----

do da ba do da ba

11

1D	---4-----4---4--- ---9-----9---
2A	----- -----
3D	----- -----
4D	----- -----
5A	----- -----
6D	----- -----

do da ba do sa ba

13

1D	---7-----7---7--- ---12-----7---4---
2A	----- -----
3D	----- -----
4D	----- -----
5A	----- -----
6D	----- -----

do da ba do da ba

15

1D	---5-----2---2--- ---0-----7---:
2A	----- -----:
3D	----- -----:
4D	----- -----:
5A	----- -----:
6D	----- -----:

do da ba do sa ba

Go Tell Aunt Rhody

1

1D	--4-----	--4--2--	---0----	---0----
2A	-----	-----	-----	-----
3D	-----	-----	-----	-----
4D	-----	-----	-----	-----
5A	-----	-----	-----	-----
6D	-----	-----	-----	-----

Go tell Aunt Rho- dy

5

1D	--2-----	--2--5--	--4--2--	---0----
2A	-----	-----	-----	-----
3D	-----	-----	-----	-----
4D	-----	-----	-----	-----
5A	-----	-----	-----	-----
6D	-----	-----	-----	-----

Go tell Aunt Rho- dy

9

1D	--7-----	--7--5--	---4----	-4---0---
2A	-----	-----	-----	-----
3D	-----	-----	-----	-----
4D	-----	-----	-----	-----
5A	-----	-----	-----	-----
6D	-----	-----	-----	-----

Go tell Aunt Rho- dy The

13

1D	--2---0---	--2---4---	---0----	---2---
2A	-----	-----	-----	-----
3D	-----	-----	-----	-----
4D	-----	-----	-----	-----
5A	-----	-----	-----	-----
6D	-----	-----	-----	-----

old gray goose is dead (The)

Go Tell Aunt Rhody

Go tell Aunt Rhody,
Go tell Aunt Rhody,
Go tell Aunt Rhody
The old gray goose is dead.

The one she's been saving,
The one she's been saving,
The one she's been saving
To make a feather bed.

The goslings are mourning,
The goslings are mourning,
The goslings are mourning,
Because their mother's dead.

The old gander's weeping,
The old gander's weeping,
The old gander's weeping,
Because his wife is dead.

She died in the mill pond,
She died in the mill pond,
She died in the mill pond
From standing on her head.

Go tell Aunt Rhody,
Go tell Aunt Rhody,
Go tell Aunt Rhody
The old gray goose is dead.

Appendices

Student Song Playing Progress

(To be filled out by the teacher)

#	Song Name	String	Fretting Fingers					Picking Fingers				
			1	2	3	4	H	T	1	2	3	1-2
1	It's Raining It's Pouring											
2	Mary Had A Little Lamb											
3	Lightly Row											
4	This Old Man											
5	Frere Jacques											
6	Twinkle, Twinkle, Little Star											
7	London Bridge Is Falling Down											
8	Row, Row, Row The Boat											
9	May Song											
10	Song Of The Wind											
11	Kookaburra Sits On The Old Gum Tree											
12	Baa! Baa! Black Sheep											
13	Three Blind Mice											
14	O Come Little Children											
15	Go Tell Aunt Rhody											

Student Song Playing Progress

(To be filled out by the parent)

#	Song Name	String	Fretting Fingers					Picking Fingers				
			1	2	3	4	H	T	1	2	3	1-2
1	It's Raining It's Pouring											
2	Mary Had A Little Lamb											
3	Lightly Row											
4	This Old Man											
5	Frere Jacque											
6	Twinkle, Twinkle, Little Star											
7	London Bridge Is Falling Down											
8	Row, Row, Row The Boat											
9	May Song											
10	Song Of The Wind											
11	Kookaburra Sits On The Old Gum Tree											
12	Baa! Baa! Black Sheep											
13	Three Blind Mice											
14	O Come Little Children											
15	Go Tell Aunt Rhody											

Songs Notes For Teacher

Songs Sorted by Span

	Song	Melody Start	Range	Span	Low Fret	High Fret
	It's Raining It's Pouring	la	mi > la	4	4	9
	Mary Had A Little Lamb	mi	do > so	5	0	7
	Lightly Row	so	do > so	5	0	7
	This Old Man	so	do > la	6	0	7
	Frere Jacques	do	do > la	6	0	9
	Twinkle, Twinkle, Little Star	do	do > la	6	0	9
	London Bridge Is Falling Down	so	do > la	6	0	9
	Row, Row, Row The Boat	do	do > do'	8	0	12
	May Song	do	do > do'	8	0	12
	Song Of The Wind	do	do > do'	8	0	12
	Kookaburra	so	do > do'	8	0	12
	Baa! Baa! Black Sheep	do	do > do'	8	0	12
	Three Blind Mice	mi	do > do'	8	0	12
	O Come Little Children	so	do > do'	8	0	12
	Go Tell Aunt Rhody	mi	-so > la	9	0	9

Songs Sorted by Lowest Fret

	Song	Melody Start	Range	Span	Low Fret	High Fret
	Mary Had A Little Lamb	mi	do > so	5	0	7
	Lightly Row	so	do > so	5	0	7
	This Old Man	so	do > la	6	0	7
	Frere Jacques	do	do > la	6	0	9
	Twinkle, Twinkle, Little Star	do	do > la	6	0	9
	London Bridge Is Falling Down	so	do > la	6	0	9
	Go Tell Aunt Rhody	mi	-so > la	9	0	9
	Row, Row, Row The Boat	do	do > do'	8	0	12
	Baa! Baa! Black Sheep	do	do > do'	8	0	12
	May Song	do	do > do'	8	0	12
	Song Of The Wind	do	do > do'	8	0	12
	Three Blind Mice	mi	do > do'	8	0	12
	Kookaburra	so	do > do'	8	0	12
	O Come Little Children	so	do > do'	8	0	12
	It's Raining It's Pouring	la	mi > la	4	4	9

Songs Sorted by Highest Fret

	Song	Melody Start	Range	Span	Low Fret	High Fret
6	There's A Hole In My Bucket	do	-so > mi	6	0	4
9	Old Macdonald Had A Farm	-so	-so > mi	6	0	4
10	If You're Happy And You Know It	-so	-so > mi	6	0	4
2	Mary Had A Little Lamb	mi	do > so	5	0	7
3	Lightly Row	so	do > so	5	0	7
4	This Old Man	so	do > la	6	0	7
11	Skip To My Lou	mi	ti > so	6	4	7
14	Hey Diddle Diddle	do	-so > so	8	0	7
17	Pick A Bale Of Cotton	mi	-so > so	8	0	7
22	Happy Birthday	so-	-so > so	8	0	7
1	It's Raining It's Pouring	la	mi > la	4	4	9
5	Frere Jacques	do	do > la	6	0	9
7	Twinkle, Twinkle, Little Star	do	do > la	6	0	9
8	London Bridge Is Falling Down	so	do > la	6	0	9
21	Long Long Ago	do	-so > la	9	0	9
23	Ten Green Bottles	do	-so > la	9	0	9
24	Go Tell Aunt Rhody	mi	-so > la	9	0	9
25	Farmer In The Dell	so-	-so > la	9	0	9
12	Row, Row, Row The Boat	do	do > do'	8	0	12
13	Baa! Baa! Black Sheep	do	do > do'	8	0	12
15	May Song	do	do > do'	8	0	12
16	Song Of The Wind	do	do > do'	8	0	12
19	Three Blind Mice	mi	do > do'	8	0	12
18	Kookaburra	so	do > do'	8	0	12
20	O Come Little Children	so	do > do'	8	0	12

Songs Sorted by Rhythm

	Song	Melody Start	Range	Span	Rhythm
2	Mary Had A Little Lamb	mi	do > so	5	Daba
10	If You're Happy And You Know It	-so	-so > mi	6	Daba
7	Twinkle, Twinkle, Little Star	do	do > la	6	Daba
14	Hey Diddle Diddle	do	-so > so	8	Daba
12	Row, Row, Row The Boat	do	do > do'	8	Daba
13	Baa! Baa! Black Sheep	do	do > do'	8	Daba
15	May Song	do	do > do'	8	Daba
16	Song Of The Wind	do	do > do'	8	Daba
17	Pick A Bale Of Cotton	mi	-so > so	8	Daba
18	Kookaburra	so	do > do'	8	Daba
20	O Come Little Children	so	do > do'	8	Daba
21	Long Long Ago	do	-so > la	9	Daba
23	Ten Green Bottles	do	-so > la	9	Daba
25	Farmer In The Dell	so-	-so > la	9	Daba
9	Old Macdonald Had A Farm	-so	-so > mi	6	Dibidibi
11	Skip To My Lou	mi	ti > so	6	Dibidibi
1	It's Raining It's Pouring	la	mi > la	4	Dobo
3	Lightly Row	so	do > so	5	Dobo
4	This Old Man	so	do > la	6	Dobo
5	Frere Jacque	do	do > la	6	Dobo
8	London Bridge Is Falling Down	so	do > la	6	Dobo
24	Go Tell Aunt Rhody	mi	-so > la	9	Dobo
6	There's A Hole In My Bucket	do	-so > mi	6	Dobobo
22	Happy Birthday	so-	-so > so	8	Dobobo
19	Three Blind Mice	mi	do > do'	8	Pataka