

Read and Sing

First book in sight singing



JODIE O'REGAN

Meet the Beat

Songs have a beat.

It is steady and keeps going, like a heart beat or footsteps.

Guess what? You are already a beat expert!

Clap the beat to songs your teacher plays. See?



This note goes for one beat.

Beats group together – a loud beat and some soft beats.

Your teacher will play you some music in groups of 2, 3 and 4.

To show the group, we draw a bar line.

Can you clap the notes with the first beat of each bar loud?



Here are 12 notes. How would you like to group them?

Put the number at the front and

Put the bar lines in.



Clap your work.

This one beat note is called a Ta.


High and Low

Notes can be high or low.

To show this, they sit on five lines with a treble clef.

Here are a low note and a high note.

Listen to them. Try singing them.



How many beats will you have today?



Clap your work.

Home Note

Songs have a home. **Do**.

Do can be high or low. Listen to high and low Twinkle Twinkle Little Star.

Guess what? You are already a **Do** expert.

Listen to some songs finishing wrong – not **Do**. then right - on **Do**.

The note above **Do** is **Re**.

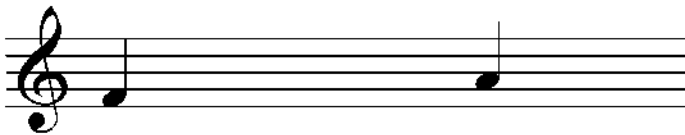
The third note is **Mi**.

Sing any **Do** you like. Your teacher will sing **Re** and **Mi**.

Writing Do, Re, Mi

Here **Do** is on the first space.

Mi always copies – next space up.



Re sits in the middle.

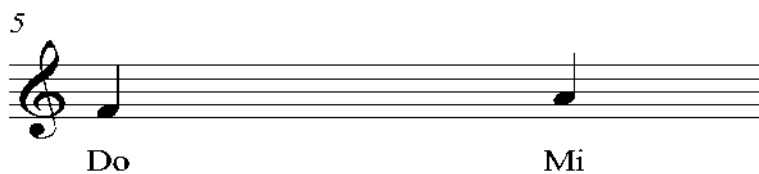
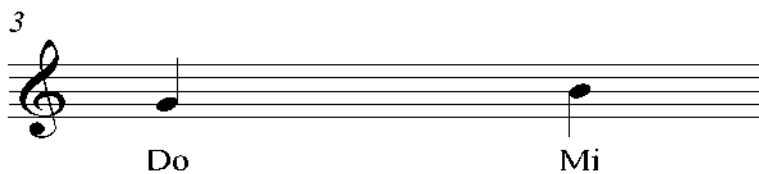




If **Do** is on a line, **Mi** copies – next line up.

Re sits in the middle.




Write in The Missing notes.



Your first Song

Today **Do** is in the first space. **Re** is on the next line. **Mi** is on the next space.



Sing these notes.

The lines and spaces have names. Guess what? You are already an expert of these names – they are the first seven letters of the alphabet. A,B,C,D,E,F and G.

The first space is called F. Today **Do** is F.

Today's song.

How many beats in each bar?


How to Sing this song:

Listen to your teacher sing it.

Sing it with your teacher.

Sing it on your own.

Happy Singing!




Meeting E

Don't worry it's E sy.
Today E is **Do**.




The bottom line is called E. Have a listen to E.
Sing E. Where does E feel on your face?
(Remember **Do** can change, but E is always E)

Write in **Do**, **Re** and **Mi**.
Happy writing!



Today's Song.

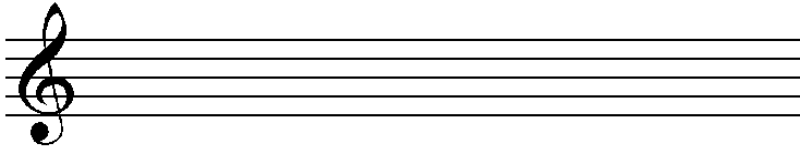
How many beats in the bar?
Try a duet with your teacher. You sing **Do**. They sing **Re** and **Mi**.
Happy Singing!



The Cuckoo

Today E is **Do**.

Write in **Mi** and **Do**.



Singing **Mi Do** is “Cuckoo”.

Listen to **Mi Do.**

Sing "Cuckoo".


Sing **Mi Do.**

The Cuckoo Song.

How many cuckoos are there?

Bar one and three. Same or different?

Happy Singing!



Land of F

Today F is **Do**.

Write in **Re** and **Mi**.



What notes are in the Cuckoo?
Sing the Cuckoo.

Find the cuckoos in today's song.
How many beats in the bar?
Happy singing!

4

Write your own Treble Clef

The treble clef is at the beginning of songs.



Without it, our five lines of music could easily be mistaken as a flattened out rainbow or the top view of a big highway.


1. Snail




2. Sail



3. Straight



4. Tail



Land of G

Today G is **Do**. G is on the second line.

Write in **Re** and **Mi**.



Write in a treble clef.

Happy writing!



And here's your song. Happy Singing!



G Whiz

Do can be different in different songs.
You have sung songs where


Do is E



Do is F




Do is G



The names of the lines and spaces are always the same.

Look at what happens to G...

When E is **Do** – G is **Mi**.



When F is **Do** – G is **Re**.



When G is **Do**, well der G is **Do**!

Backwards Cuckoo

Today G is **Do**.

Write in **Re** and **Mi**



What notes are the cuckoo?

Backwards – **Do** to **Mi** - they are the oo- cuck.

Sing:



Hello Hollow

This hollow note is worth 2 beats.



How many beats in each bar? Clap the rhythm



Today E is **Do**. Write in **Re** and **Mi**.



The hello hollow song. Clap it first.
Happy Singing!

5

This note is called a Ta-ah.


A well earned rest

This squiggle is a one beat rest.



This means for one beat – there is no sound.

What note is **Do**? Look at the song to figure this out. Write in **Do**, **Re** and **Mi**.




Clap today's song first. Happy Singing!

5

This rest is called a za.

Watch out below. It is D.

Today D is **Do**. It is on a space, hanging underneath E.



Sing

D.

Cuckoo - Mi Do. Oocuck- Do Mi

Sing bar 3.

Remember Za. Clap bar 2.

How many beats in the bar?

Happy Singing!



This song starts on **Mi**.

Sing **Mi**.



Music sentences

What note is **Do**?

If **Do** is on a line, does **Mi** go on a line or a space?

How many beats in the bar?

When you first read books, you read one word at a time. Then you read whole sentences.
It sounds better doesn't it?

When you first read music, you read one note at a time.

Then you read phrases at a time.


A phrase is the music word for sentence.

In this song, each phrase is two bars. Read the music a phrase at a time.


Happy Singing!




5



9



13



Squashed ant or new rest?

Where is **Do**?

If **Do** is on a space, is **Mi** on a space or a line?

How many beats in the bar?

Look at bar 4. Is that a squashed ant?

No it's a two beat rest. Clap bar 4.

Happy Singing!

5

9

13

d r d r m d d d r d d

d r d r m r d r r m r d

m m m m r d r m m m d r

m m m d r d r m r d r d

This two beat rest is called a Za-ah.

Tricky Chicken

Here's the tricky chicken song. Full of music you have learnt.

What note is **Do**? Where is **Re**? Where is **Mi**?

Write **Do**, **Re** or **Mi** under each note.

Can you find

a cuckoo – **Mi Do?**

an oocuck – **Do Mi?**

a **ta-ah** – a two beat note?

a **za** – one beat rest?

And a **za-ah-** a two beat rest?

Happy Singing!



Write some words to the Tricky Chicken Song.

So

A new Note. **So.**

So is higher than **Mi**.

Guess what? You are already a So expert.

So and **Mi** are the two notes when you sing Ner Ner Ner Ner.

Sing **Ner Ner Ner Ner**

Sing **So Mi So Mi**

So copies **Mi**. When **Mi** is on a line, **So** is on the next line.

What happens when **Mi** is on a space? Write in the **Sos**.

First **So** Song.

What is **Do**? How many beats in the bar?

Find the Ner Ners.

Happy Singing!

So What

Today E is **Do**. Write in **Re**, **Mi** and **So**.
What notes are **Re** and **Mi**?



The **So** What Song.

Find a Ner Ner. Sing a Ner Ner.
Find a Cuckoo. Sing a Cuckoo.

Try the first line only.
Try the second line only.
Try the whole song.

Happy Singing!

s m s s m s m s s m r

5
d r m d r m s m s m d

Bonus So...

Bonus songs to get **So** set. All with E as **Do**.

s m s m s m m m d m d m r r

5

s m s m s m m s m s m r r d

So many songs to choose from!

s m m m s m m s m m m m r r

5

s m m m s m m s m m m m r d

These are just **So** good.

s m s m s m m

5

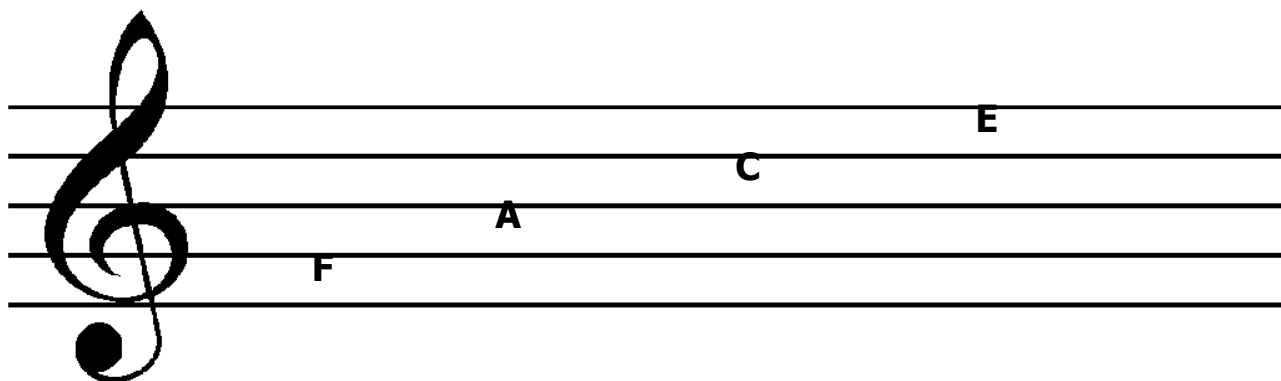
s m s m s m r m m

Lines and Spaces

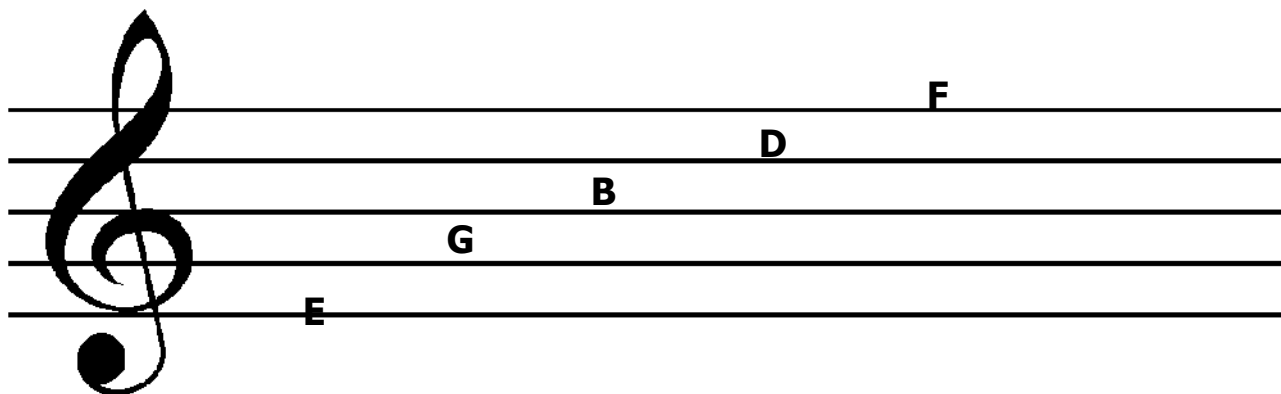
There are tricks to remember the names of the lines and spaces.



The Spaces spell FACE.



The Lines are the initials for
Every **G**ood **B**oy **D**eserves **F**ruit




Sometimes it is all about Mi

Today D is **Do**. Write in **Re**, **Mi** and **So**.



Today's song is all about **Mi**.
Starts on **Mi**. and has 23 **Mis** in the song.

Happy Singing!

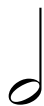


Oh. A question for you.
There is only one note in the last bar. How long does it go for?
Meet the **TA-AH-AH-AH**.

Dot Day

Take a note. Put a dot after it.
It becomes longer. Half again.

Try the two beat note.



As you know, the two beat note is worth two beats.
Stick a dot after it.



It's longer. Half again.
Hmm. It's mathemusic.

How long is our dotted note worth?
Three beats.


Today's song D is **Do**. Happy Singing! Three beats in the bar, so our new note fills up a whole bar.

Musical notation for a song in 3/4 time. The first staff contains the melody for the first line of the song, and the second staff contains the melody for the second line. The notes are labeled with letters: d, d, r, m, d, d, m, r. The first staff has a dotted note in the second measure, and the second staff has a dotted note in the eighth measure. The key signature is one sharp (F#) and the time signature is 3/4.

5

More Mi, More So More Everything

Today E is **Do**. Write in **Do**, **Re**, **Mi** and **So**.



Today's song has a bit of everything. Starts on **Mi**.

Happy Singing!



m s m r m r d m s m r m m

5

m s m r m r d r m r d d d

9

d d r m s m d d r m r

13


d d r m s m r m r d d

Oh – a question for you.

At the beginning of the second line there's **5**. (You might notice the **9** and the **13** on the music too.) Why?

Do and So.

Today D is **Do**. Write in **Do**, **Re**, **Mi** and **So**.



Have a look at the first bar of each line.

Notice the first bar of the last line. Sing the first bar of each line.

Happy Singing!



d r m s d r m r

5

d r m s m s s m r d

9

d r m s d r m r

13

d d d s s s s d

Oh – a question for you.

Why is there a double bar line at the end of the last bar?

Bonus Do and So...

Bonus songs with **Do** and **So**. With D as **Do**.

5

d d r m s m s d d r m s m

d d r m s m s m d d s s d d

A second bonus song.

5

d r m s m s s s m r

d r m s m s s m r d

The final bonus song.

5

d d d s m r d d d s

d d d s m r s m r d

Teetee day

It's **teetee** day. Yippee. **Teetee**'s are two notes on one beat.
Guess what? You are already a teetee expert!
Clap the beat. And say these words as teetees:

*Carrot, Honey, peanut butter,
Angels singing in the evening.*

Because they are together on one beat, they join up like this:



Here's a very simple song, with lots of tee tees. Clap it first.

Happy Singing!


s s m m s s m s s m m s s

3
s s m m s s m m m r r d d



Try some tee tees in a longer song.

D is **Do**. Write in **Do**, **Re**, **Mi** and **So**.



Clap bar five.

Have a look at the first bar. **Do** to **So**. Sing the first bar.

Happy Singing!

d d s s d d s d d s s s d

5
d r m s s d r m r d r m s m m r m d

9
s s s m s s s m m s s s m s m r m d

13
d d s s d d s d d s s m r m d

Bonus Tee tee...

Bonus tee tee songs. All with D as **Do**.

5

d d r m d d r m m m r d m m r d

Clap the second last bar before you sing this one.

5

d r m m m d r m m r

Oh this is a good one. Lots of tee tees. Clap it first.

5

s s s m s s s m r d d d r m d r r m r d

Guess what? Another Song...

It's amazing.

Yes it is.

Today it's time for another song.

What note is **Do**?

Clap bar 9. That's when the tee tees start.

Draw a mark on your music at bar 8 to remind yourself of the
IMPENDING TEE TEES.

This will help you when you sing.

Happy Singing!

5
d r m s m m r d r

9
d r m s m s m r d d

13
d r m r d d d r m r d r

d r m r d s m m r d d

Missing notes.

Well I would like to say Happy Singing!


But I can't.

Some notes are missing. You can't sing notes if they are not there.


Please draw the missing notes in.

What notes can you use?


Well. Today D is **Do**. And you know **Do**, **Re**, **Mi** and **So**. Use any of these.



And you know Ta, Tee Tee, Ta-ah. Use any of these.




5



9



13



Good News

This song has all the notes. Hooray!

However, it doesn't have **Do**, **Re**, **Mi** and **So**. Your job is to write them in.

But how can you do that? No one has told you what note **Do** is today. Or can you figure it out? (HINT – you know **Do**, **Re**, **Mi** and **So**. Which note is the lowest?)

And then...

Happy Singing!



Things that rhyme with tree

A new song to see.
 Today Do is E.
 The bars have beats three.
 It will be easy.

Happy Singeeee!

5

9

13

The image displays four staves of musical notation in treble clef, key of D major (indicated by two sharps), and 3/4 time. Each staff contains a sequence of notes corresponding to the lyrics below. The lyrics are: 'd m m m m d d r' for the first staff, 'm d d m d m r d d' for the second, 's m m s s m m m' for the third, and 's m m m d m r d d' for the fourth. The notes are mostly quarter notes, with some half notes and dotted half notes. The lyrics are written in a simple, sans-serif font below the notes.


Re to So

Good day to you.

This little song features the jump from **Re** to **So**.

Well it happens seven times. That's pretty jumpy!

Happy Singing!



Oh. A question for you.

You have sung songs with two BIG JUMPS

Do to So and **Re to So**.



Which jump is bigger?

Bonus Re to So songs

A little **Re** of sunshine...

5

m s m r d m s m r

m s m r s r s r d

Detailed description: This block contains two staves of music in G major (one sharp) and 3/4 time. The first staff has a treble clef and a key signature of one sharp (F#). The notes are G4 (quarter), A4 (quarter), B4 (quarter), C5 (half), D5 (quarter), E5 (quarter), F#5 (quarter), and G5 (half). Below the staff are the letters 'm s m r d m s m r'. A '5' is written below the first measure. The second staff continues the melody with notes G4 (quarter), A4 (quarter), B4 (quarter), C5 (half), D5 (quarter), E5 (quarter), F#5 (quarter), and G5 (half). Below the staff are the letters 'm s m r s r s r d'.

The Sting **Re**...

5

s m r m r d r s m r s s

s m r m r d r s s r m r d

Detailed description: This block contains two staves of music in G major (one sharp) and 4/4 time. The first staff has a treble clef and a key signature of one sharp (F#). The notes are G4 (quarter), A4 (quarter), B4 (quarter), C5 (half), D5 (quarter), E5 (quarter), F#5 (quarter), and G5 (half). Below the staff are the letters 's m r m r d r s m r s s'. A '5' is written below the first measure. The second staff continues the melody with notes G4 (quarter), A4 (quarter), B4 (quarter), C5 (half), D5 (quarter), E5 (quarter), F#5 (quarter), and G5 (half). Below the staff are the letters 's m r m r d r s s r m r d'.

Are you **Re**-dy for one more?

5

d r r m s s d r r s s

d r r m s s s d r r d

Detailed description: This block contains two staves of music in G major (one sharp) and 4/4 time. The first staff has a treble clef and a key signature of one sharp (F#). The notes are G4 (quarter), A4 (quarter), B4 (quarter), C5 (half), D5 (quarter), E5 (quarter), F#5 (quarter), and G5 (half). Below the staff are the letters 'd r r m s s d r r s s'. A '5' is written below the first measure. The second staff continues the melody with notes G4 (quarter), A4 (quarter), B4 (quarter), C5 (half), D5 (quarter), E5 (quarter), F#5 (quarter), and G5 (half). Below the staff are the letters 'd r r m s s s d r r d'.

Sailing Sally

A song with no notes at all. Crikey what is going on around here?


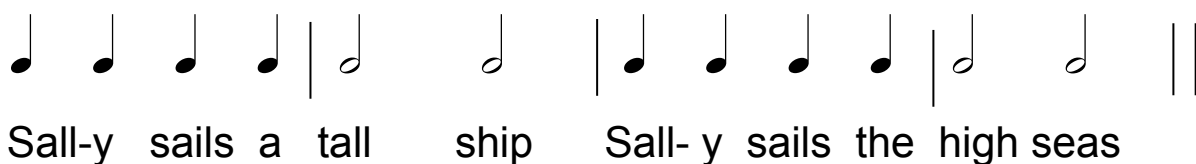
The good news is, we have the rhythm and the words.
All you need to do is put in some notes.

What notes can you use?

Do is E. Write in Re, Mi and So. These are your notes.



Happy Writing!



Happy Singing!

New Note. La

Today D is **Do**.

A new note. **La**.

La is one note higher than **So**.

Guess what? You are already a **La** expert.

Here is the beginning of Twinkle Twinkle Little Star.

La is in the second bar.




When **So** is in a Space, **La** is on the next line.


Happy Singing!




5



9



13



And now for a Very La'vely song.

What note is **Do**?

This is a song to sing twice.

First time – to remember **La** and get comfy with the song.

Second time – to sing the timing carefully in the last bar of each line.

The musical score is written in G major (one sharp) and 3/4 time. It consists of four lines of music, each with lyrics underneath. The lyrics are: s m s s l s m r d r, s m s s l s m m r d, s l s s l s m r d r, and d r m s l s m m r d. The first three lines end with a double bar line and a repeat sign, while the fourth line ends with a double bar line.


5

9


13

Bonus La songs


la, la, la, la, la...




5




More la, la, la, la, la...




5



Did you know La means "the" in French? How about that!



5



Do, Re, Mi, So, La

You can read five notes now. And not just any five notes.
These five notes join together to form the

PENTATONIC SCALE.

Now there's something to tell your friends.
"Hey guess what I can read the pentatonic scale."
I'm sure they'll be impressed.

What note is **Do**?

Happy Singing!

s m s l s s m s l l s

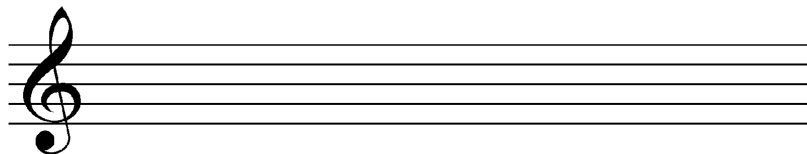
5 s m s l s s m m r d

9 d r m s l l l l s

13 s m s l l s m r d





More Pentatonic Scale

Today E is **Do**. Write in **Do, Re, Mi, So** and **La**.



Three beats in the bar.

Happy Singing!



Oh. A question for you?
What's brown and sticky?

A stick!

The Tee tees are back

We've been quite busy singing the pentatonic scale, we haven't sung any tee tees for a while.

They're back!

F is **Do**. We haven't done that for a while either.

Happy Singing!

The musical notation is written on four staves in 4/4 time, using a treble clef and a key signature of one flat (Bb). The melody is a pentatonic scale in F major, starting on F4 and ending on F5. The notes are: F, G, A, Bb, C, D, E, F. The solfège syllables are: d, r, m, m, s, d, r, m, r, d, r, m, s, l, s, m, r, d, d, r, d, r, m, r, d, r, m, m, s, l, s, m, d, m, s, m, r, d, d, r, m, s, l, s, m, s, l, s, d, r, m, m, s, d, r, m, r, d, r, m, s, l, s, m, r, d.

5

9

13

The Final Song

Congratulations. You have reached the final song!

Turns out the tricky chicken is YOU.

What note is **Do**?

Happy Singing!

5

9

13

m r d s m r d s m r d s s

s l s m m r d r

m r d s m r d s m r d s s

s l s m m r d d

Tricky Chicken Indeed!

Beat – the steady pulse of music.

Bars – how the beats group together.


Barline – shows this grouping.


Time Signature – helpful number at the beginning to tell the number of beats in the bar.


Home note – Do.

Timing notes you have come across

 Tee. half a beat. Tee Tee - 

 Ta. one beat.

 Ta-ah. two beats.

 Ta-ah-ah-ah. four beats.


A dot adds half the value to a note.

For example

 Dotted ta-ah is three beats.

Pentatonic Scale

Fiv note scale with **Do, Re, Mi, So** and **La**.



When **Do** is on a line, **Mi** and **So** sit on the next two lines.





When **Do** is in a space, **Mi** and **So** sit in the next two spaces.

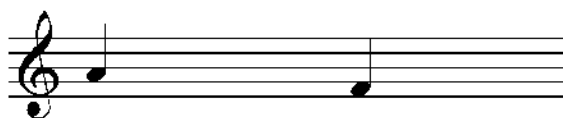
Re is between **Do** and **Mi**.

La is above **So**.


Treble Clef – symbol that turns five ordinary lines into music with the lines and spaces:




Jumps you have sung.
Here they are with E as **Do**.




m d
Cuck - oo



d m
oo - cuck



d s
twinkle - twinkle



s m
ner ner